

CL Challenger Lifts



NEW


**Designed Specifically
for Heavy-Duty Cargo
Carrying Vehicles**



Model#: 15000-3S

Heavy-Duty Cargo Vehicle 2-Post Lift
15,000 lb. capacity

15000-3S series



15000-3S:
Features Lower Profile Arm Design
3-stage front arms plus 3-stage rear arms

Challenger's new 15,000 lb. capacity heavy-duty cargo vehicle 2-post lift comes standard with 3-stage front and 3-stage rear arms. This new heavy-duty 2-post lift safely and properly reaches and accommodates any cargo van or transportation van/bus with step sides or lower profile ground effects.

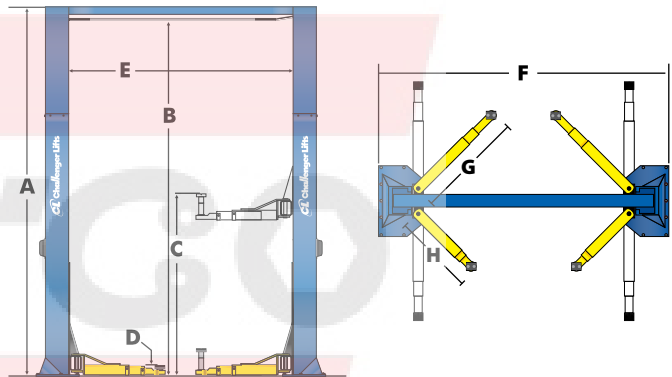
Lift model 15000-3S and 15002-3S comes complete with all necessary adapters to lift vehicles and has optional adapters specific for certain cargo carrying vans. The standard pad adapters are 16% lower on our 15000-3S series than that of our traditional 15,000 lb. capacity 2-post.

Features & Benefits:

- **NEW**
3-stage front and 3-stage rear arms gives extended reach and retraction making it easier to lift a wider variety of cargo carrying vans.
- **Lower profile**
Standard pad adapter is 16% lower than the standard 15,000 lb capacity 2-post lift to accommodate lower profile cargo vans.
- **Ease of operation**
Single point air actuated lock release allows technician to disengage locks in both columns simultaneously.
- **Stronger and more durable designed**
Oversized steel pulley reduces stress on equalization system and provides increased durability.
- **Greater load spread**
60" lifting carriage helps to provide a more equal spread of weight which can prevent premature column wear.
- **Safety engineered**
Padded overhead shut off system prevents vehicle damage should a vehicle come in contact with the overhead shutoff bar.

Model Number	15000-3S	15002-3S
Lifting Capacity	15,000 lb. (6804kg)	
A Column Height	174" (4420mm)	198" (5029mm)
B Floor to Overhead Switch	167" (4242mm)	191" (4851mm)
C Rise Height ¹	82 1/4" (2089mm)	
D Screw Pad Height	5 1/4" - 13 1/4" (133 - 337 mm)	
E Inside of Columns	120" (3048mm)	
F Overall Width	154 3/4" (3931mm)	
G Arm Extension	75" (1905mm)	
H Arm Retraction	36 5/8" (930 mm)	
Drive Thru Clearance	106 3/4" (2711 mm)	
Ceiling Height Required	175" (4445 mm)	199" (5055mm)
Speed of Rise	80 Seconds	
Air Supply Required	85 - 115 psi	
Motor	2HP	
Voltage (1 Phase)	208v - 230v	

¹ Rise height is measured with high extension.

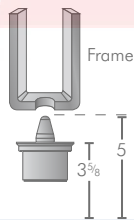


Optional Accessories

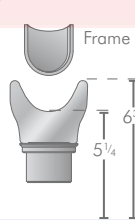


Part#: B10264

Air and Electric workstation Increase productivity with air supply and electric outlets on the lift column.



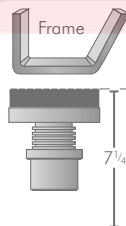
Pin Adapter
Tightly fits into hole on frame



Cradle Adapter
Frame rests snug in concave adapter

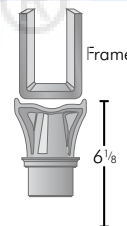
Part #10333 comes standard with 2 pin adapters and 2 cradle adapters

Standard*

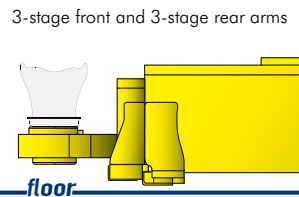


16% lower than the standard 15,000 lb. capacity 2-post lift to accommodate lower profile cargo vans.

Pad Adapter
Frame rests on non-skid rubber telescoping screw pad



Truck Adapter
REQUIRED when lifting vehicles with frame construction



floor



Stack Adapter Kit
Includes four 3" Extensions, two 6" Extensions & two Organizer Racks

* Standard Adapters are not compatible with lift model #15000 (15,000 lb capacity) 2-post lift with 2-stage arms

For more information, contact your Authorized Challenger Lifts Distributor:



AAIA
Automotive Aftermarket
Industry Association

The Automotive Lift Institute (ALI) certifies the 15000-3S and 15002-3S described herein complies with the applicable provisions of the American National Standards ANSI/ALI ALCTV 2006 and is Third Party Validated by the ETL Testing Laboratory.

CHALLENGER LIFTS, INC.
200 Cabel Street
Louisville, Kentucky 40206

Challenger Lifts, Inc. reserves the right to make changes to specifications without notice and without making changes retroactive. Unloading, installation and oil not included.

BZa` WL+) &fi&&% ' &\$+*
i i i Zta'feS` Vfools.