


## **THE HIGHLY EFFICIENT FISCHER PANDA 12 MINI DIGITAL PANEL AC MARINE GENERATOR**

Fischer Panda Generators are the ideal choice for the professional sailor or power boater. **When space is tight, weight is critical or noise is an issue, many boaters choose Fischer Panda.** The highly efficient Fischer Panda 12 Mini Digital Panel AC marine generator is powered by the reliable freshwater-cooled three cylinder Kubota diesel engine and our superior asynchronous water-cooled alternator.

All Fischer Panda generators come standard with 100% freshwater cooling, superior sound enclosure, bulkhead external connections, remote fuel lift pump and remote control panel.

Depending upon the kilowatt size Fischer Panda Generators can weigh up to 50% less than a conventional generator and are up to 30% smaller in size.



### **FEATURES INCLUDE:**

- *Advanced digital control panel provides extensive performance and diagnostic data*
- *Less weight, size and noise*
- *Extremely quiet (52dba@7meter)*
- *Safety shutdowns for all critical functions*
- *Self protected against overload*
- *VCS electronic governor provides excellent voltage stability*
- *Direct driven fresh water-cooled Asynchronous Alternator*
- *Ignition Protection for gas powered boats*
- *Gear driven raw water pump*
- *Robust 3-cylinder Kubota diesel engine*
- *Comes complete with harnesses, remote control panel, sound enclosure and remote fuel lift pump*
- *5 Year limited warranty*

Efficient



Lighter

Smaller

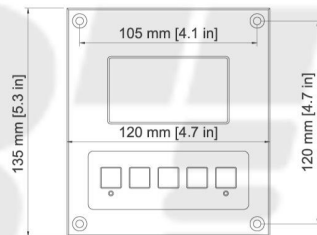
Efficient

**FISCHER PANDA 12 MINI-DP**

## FISCHER PANDA 12 MINI-DP SPECIFICATIONS

Frequency	60 Hz
Voltage	240V / 120V
Current Max.	46.0A / 93.0A
Peak Output	11.2 kW
Continuous Output	10.1 kW
Engine Type	Kubota / D•722
Cylinders	3 cyl / 13.8 hp
Displacement	719 ccm / 43.88 cu.in.
Cooling	H / E
Dimensions (LWH)	27.3 x 20.4 x 22.2 inches
Weight (Wet)	410 lbs
Noise Level	54 dBa @ 7 Meters

### Remote Digital Panel



## OPTIONAL ACCESSORIES

### External Soft Motor Mounts

External Soft Motor Mounts for extra smooth operation.



### Vented Loop

(anti-siphon valve) Recommended for all installations. Prevents water from siphoning back to the engine and minimizes potential electrolysis. Made with a stainless steel tube and nylon valve for long life and easy service.



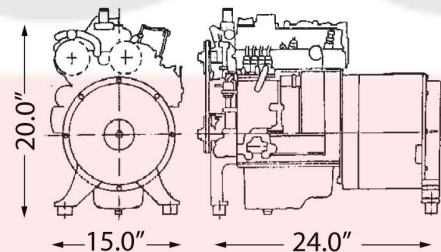
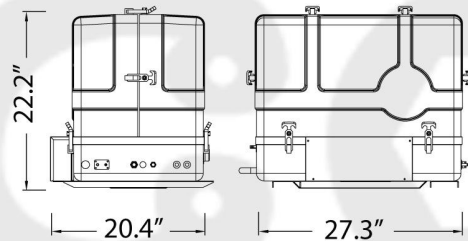
### Gas Separator

Exhaust water separator provides very low back pressure and extra quiet exhaust noise.



### Low Profile Muffler

Low inlet muffler for installations where the muffler cannot be installed lower than the genset.



مركز البراغي والعدد  
BOLTS & TOOLS CENTER LLC