

THE HIGHLY PROVEN FISCHER PANDA 6500 AC MARINE GENERATOR

Fischer Panda Generators are the ideal choice for the professional sailor or power boater. **When space is tight, weight is critical or noise is an issue, many boaters choose Fischer Panda.**

The highly proven Fischer Panda 6500 AC marine generator is powered by the reliable freshwater cooled twin cylinder Kubota diesel engine and our superior asynchronous water-cooled alternator.

All Fischer Panda generators come standard with 100% freshwater cooling, superior sound enclosure, bulkhead external connections, remote fuel lift pump and remote control panel.

Depending upon the kilowatt size Fischer Panda Generators can weigh up to 50% less than a conventional generator and are up to 30% smaller in size.



FEATURES INCLUDE:

- Less weight, size and noise
- Extremely quiet (52dba@7meter)
- Direct driven water-cooled Asynchronous Alternator
- Self protected against overload
- VCS electronic governor provides excellent voltage stability
- Ignition Protection for gas powered boats
- Gear driven raw water pump
- Safety shutdowns for all critical functions
- Robust twin cylinder Kubota diesel engine
- Comes complete with harnesses, remote control panel, sound enclosure and remote fuel lift pump
- 5 Year limited warranty

Efficient



Smaller

Lighter

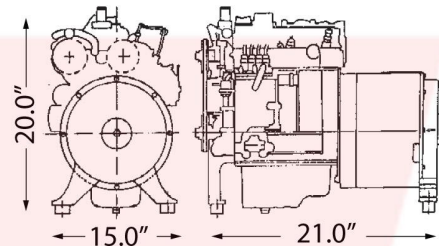
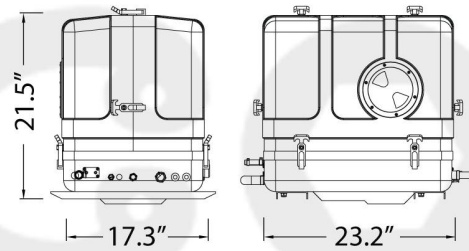
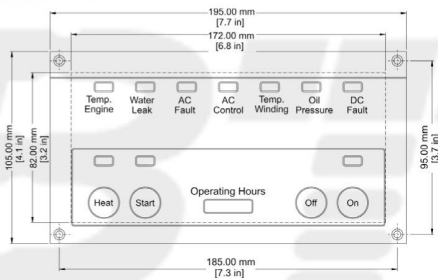
Efficient

FISCHER PANDA 6500

FISCHER PANDA 6500 SPECIFICATIONS

Frequency	60 Hz
Voltage	120V
Current Max.	58 Amps
Peak Output	7.0 kW
Continuous Output	6.5 kW
Engine Type	Kubota / Z•482
Cylinders	2 cyl / 8.8 hp
Displacement	479 ccm / 29.23 cu.in.
Cooling	H / E
Dimensions (LWH)	23.2 x 17.3 x 21.5 inches
Weight (Wet)	350 lbs
Noise Level	52 dBa @ 7 Meters

Remote Panel



OPTIONAL ACCESSORIES

External Soft Motor Mounts

External Soft Motor Mounts for extra smooth operation.



Vented Loop

(anti-syphon valve) Recommended for all installations. Prevents water from siphoning back to the engine and minimizes potential electrolysis. Made with a stainless steel tube and nylon valve for long life and easy service.



Gas Separator

Exhaust water separator provides very low back pressure and extra quiet exhaust noise.



Low Profile Muffler

Low inlet muffler for installations where the muffler cannot be installed lower than the genset.



مركز البراغي والعدد
BOLTS & TOOLS CENTER LLC