

CURRICULUM VITAE

Objective

- To utilize my academic knowledge, skill and work in contributing towards the achievement of the company and in the process cultivating myself into a successful professional
- To excel in my work by gaining knowledge and sharing my learning that I have acquired through past experience.
- To learn and grow in competitive and challenging environment.

Summary :-

- To utilize my academic knowledge, skill and work in contributing towards the achievement of the company and in the process cultivating myself into a successful professional.
- Friendly, outgoing and resourceful with strong listening skills and ability to ask the right questions to quickly identify concerns.
- I am very sincere for my tasks.
- Ability to extend courteous, friendly and timely services to company.
- Excellent problem-solving skills that help detect and analyze a problem and find solutions



Post Applied For:-	Auto Cad, 2D &3D Draftsman
Year of Experience	FOUR YEARS ABOVE INCLUDING 3 MONTHS IN DOHA QATAR (SHUTDOWN PROJECT)
Knowledge in	Auto Cad 2D/3D, Exterior /Interior Designing, Precast, Furniture, Aluminum Etc
Full Name	ATHER JAVEED
Father's Name:-	JAVEED AHMAD MALIK
Address:-	BUCHPORA JAMMU AND KASHMIR
Date of Birth:-	21-07-2002
Nationality:-	INDIAN
Passport No:-	S9429316
Passport issue date:-	08-03-2019
Passport expiry date:-	07-03-2029
Marital Status:-	SINGLE
Contact No:-	+917889718876
Religion :-	MUSLIM
Sex:-	MALE
Language:-	ENGLISH, URDU, KASHMIRI

Computer Course / Skills:-**DIPLOMA IN COMPUTER APPLICATION**

MS WORD,EXCEL,INTERNET

MASTERS IN CIVIL CAD

EXCELLENT KNOWLEDGE IN : AUTOCAD CIVIL, 2D, 2D ANIMATION,3D, 3DMAX, 3D MODELING,3D ARCHITECTURE,REVIT ARCHITECTURE, PRIMAVERA, PHOTOSHOP, TRIMBLE SKETCHUP, INTERIOR DESIGNING.LUMION (3D RENDERING SOLUTION) ETC MENTIONED IN CERTIFICATE.

Education Qualification / Technical Qualification

Name of Institute / University	Year	Degree / Diploma
EDUCADD CERTIFIED EDUCATION CENTER KASHMIR	NOVEMBER 2020	MASTERS IN CIVIL CAD
JAMMU AND KASHMIR TECHNICAL BOARD	FEBRUARY 2020	THREE YEARS DIPLOMA IN CIVIL ENGINEERING
JKBOSE	2017	HIGHER SECONDARY
JKBOSE	2015	SECONDARY SCHOOL

Working experience

1.Name of Company City & Country	Job Title	From	To
S.ABSTRACT TRADING & CONTRACTING WLL DOHA QATAR. (SIX MONTH SHUT DOWN PROJECT)	AUTOCAD DRAFTSMAN	October 2024	JANUARY 2025
WASEEM & ASSOCIATES SRINAGAR KASHMIR INDIA	AUTOCAD DRAFTSMAN	MARCH 2020	April 2024

Brief Job Description**Main Tasks**

- Prepare detailed drawings of architectural designs and plans for buildings and structures according to specifications provided by architect.
- Obtain and assemble data to complete architectural designs, visiting job sites to compile measurements as necessary.
- Draw rough and detailed scale plans for foundations, buildings and structures, based on preliminary concepts, sketches, engineering calculations, specification sheets and other data.
- Lay out and plan interior room arrangements for commercial buildings, using computer-assisted drafting (CAD) equipment and software.
- Supervise, coordinate, and inspect the work of draftspersons, technicians, and technologists on construction projects.

- Represent architect on construction site, ensuring builder compliance with design specifications and advising on design corrections, under architect's supervision.
- Check dimensions of materials to be used and assign numbers to lists of materials.
- Determine procedures and instructions to be followed, according to design specifications and quantity of required materials.
- Analyze technical implications of architect's design concept, calculating weights, volumes, and stress factors.
- Create freehand drawings and lettering to accompany drawings.
- Prepare colored drawings of landscape and interior designs for presentation to client.
- Reproduce drawings on copy machines or trace copies of plans and drawings, using transparent paper or cloth, ink, pencil, and standard drafting instruments.
- Prepare cost estimates, contracts, bidding documents and technical reports for specific projects under an architect's supervision.
- Calculate heat loss and gain of buildings and structures to determine required equipment specifications, following standard procedures.
- Build landscape, architectural and display models.

Key Skills & Ability

- Ability to prepare conceptual designs utilizing a combination of Google Earth, Infracore, AutoCAD and Civil 3D as appropriate.
- Knowledge of design techniques, tools, and principles involved in production of precision technical plans, drawings, and exhibits.
- Ability to use advanced mathematics to solve problems.
- Effective verbal and written communication.
- High level of professionalism.
- Active listener.
- Team Player.
- Eye for detail
- Confident.
- Quick Learner.
- Patience.

I hereby acknowledge that all the above given details are true to best of my knowledge.

Place:-Srinagar

Signature

Examination Roll No: 1901-22D6-13175

Original / Duplicate



SSM POLYTECHNIC

Divar Parihaspora, Pattan, Kashmir (J&K) 193121

JKSBOTE Registration No. 1901-R19-3057

Certificate No. 2236..

PROVISIONAL CERTIFICATE

Certified that **ATHAR JAVEED**
S/o, D/o, W/o **JAVEED HUSSAIN MALIK** bearing College Enrolment No. **5423 / 2017**
who appeared from this College in the course **Civil Engineering** Final
Examination held by the J&K State Board of Technical Education, J&K Govt. Session **Nov. Dec. 2019**
has been declared successful in the said Examination as per Result Notification No. **08 of 2020**
Dated **17/02/2020** He/She has been placed in **2nd** Division securing **4029**
Marks out of **6300**

Controller (Examinations)

Date : 09/03/2020

Principal
SSM POLYTECHNIC
PARIHASPORA

Note : This certificate is being issued to enable the student to seek admission in higher course or to seek job and is not to be treated equivalent to Degree certificate issued by the J&K State Board of Technical Education, J&K Govt.

EduCADD
CERTIFIED

Technical Education
Centre

*The EduCADD Training
Centre network offers industry
specific courses
designed to meet your
learning needs with
professional instructors,
relevant content, authorized
courseware, and ongoing
evaluation by EduCADD*

Certificate of Completion



This **Certificate** accredits that

ATHAR JAVEED

has **successfully** completed the **course** in :

MASTERS IN CIVIL CAD

at **EduCADD Learning Solutions, SRINAGAR**

November-2020

ISO-9001:2015



Executive Vice President Training, EduCADD

Date of issue : **23-Nov-2020**

Certificate No : **JK/ECNM/053-33170**

EduCADD Certified Trainer, **SHAMIYA ALI**

AUTOCAD CIVIL

Introduction to AutoCAD
Getting started with unit set up and understand AutoCAD interface
Basic of 2D dimensional drawing and editing Working using drawing tools
Quick working with modifier tools
Hatch editing in detail
Array edit in detail
Dimensioning technique
Table and table edit in detail
Layer property and layer management Creating blocks and attributes
Properties of line – line color
line weight, line type
Parametric constraints
Geometric constraints
X- Reference
Construction drawing
Floor plan
Modelling tools and press pull
Solid editing with Boolean operation
3D – move, align, scale, mirror and rotate Meshing operation in detail
Sectional plane, understanding coordinates Materials, creation of material
Altering material properties
Lighting and camera
Sun and exposure properties
Shadow and background sky
Rendering in AutoCAD

Duration-80 Hrs

Revit Architecture

Introduction to Revit Architecture Building Information Modeling
Starting a Project
Project Settings
Modeling Basics
Wall, Door, Components, Windows, Roof Floor and Slab Railing Ramp, Stair
Linking Revit and CAD File
Import CAD / Decal
Room Areas and Openings
Annotation Details
Dimensions /Detail
View and Sheet Composition
Walkthrough and Render
Massing & Site
The Basics of Family
Extrusion, Blend, Revolve
Sweep and Blend Sweep

Duration-80 Hrs

3DS Max

Introduction to Autodesk 3ds max
Getting started with unit set up and understand 3dsmax interface
Working using standard primitives
Working with extended primitives
Working with compound objects
Work with viewport layout and 3ds configuration
Basic tools -Move, copy, scale
Snap align and mirror
Creating doors and windows
AEC extent, foliage, railing and wall
Particle system and forces
Modifier in 3ds max
Basic modelling techniques
Creating Material and modification Understanding UVW Coordinate and Mapping Basic understanding of animation Walk through Editable poly, Spline modelling Lighting and camera
Exposure control, sunlight
X- reference in 3ds max
Import and export option
Advanced rendering

Duration-80 Hrs

TRIMBLE SKETCHUP


Introduction to Trimble Sketch Up Understanding Interface
Navigation, Walking, Camera Views
Shading faces and edges
Shadow & fog, Creating Scene
Selecting & Moving, Scaling & Rotation Drawing with Line, Line for 3D, Rectangle, Arcs Push / Pull and offset, follow me tool Different types of arc in sketch up
Tape measurement tool,
dimension tool protector tool.
Orbit, pan and zoom tools
Text, 3d text, softening round edge
Guides, Sections and walk
Entity info, sun and shadow
fog Layer in sketch up
Organizing with Grouping
Components
Create Components
Window, Outliner, Hide/Unhide
Material editing, material import from external source, material rotate, scale, move etc Different types of styles available in sketch up Importing the 3d models from external source

Primavera

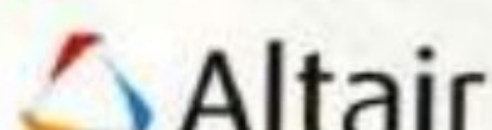
Introduction to Primavera Creating EPS and OBS
Work Breakdown Structure Budgeting
Adding Activities
Relationship
Resource and Roles
Assigning Resource and Leveling Baseline
Scheduling
Thresholds, Issues, Risk
Report Setup
Creating Project Website Export and Import

Duration-60 Hrs

EduCADD® and ECTEC logo are registered trade marks of EduCADD Inc., In India and / or other countries. All other Trade Names, Product Names, or trademarks belongs to respective holders



PTCuniversity



WORKFORCE
DEVELOPMENT PROGRAM





WASEEM & associates

ARCHITECTS | ENGINEERS | PLANNERS | INTERIORS | LANDSCAPE

Ref: 794/DA/WA/Sgr/2024

Dated: 29-02-2024

LETTER OF EXPERIENCE

To Whom It May Concern

We are glad to offer this work experience certificate for Mr.Ather javeed S/O Javeed Ahmad R/O Buchpora, Srinagar, KMR, who had been our AutoCad Designer working with us from March 2020 to February 2024..

He was always punctual and hard working during his work tenture. He has excelled designing and drawings building plans. His project management abilities are good as well as he understands the clients requirement and fast enough to do required designs iterations etc.

We wish him all the very best for his career and future endeavor.


Ar. WASEEM RAJA
B. ARCH, M.Co.A, M.I.I.A
DIRECTOR / ARCHITECT
REG No: CA/2011/53385

301- SECOND FLOOR, SHAHJEE COMPLEX, MUNAWARABAD, SRINAGAR, J&K, INDIA

EMAIL: Waseemassociates2010@gmail.com |

TEL/ WHATSAPP: 0194- 4018001

Follow us on :



पिता / कानूनी अभिभावक का नाम / Name of Father / Legal Guardian

JAVEED HUSSAIN MALIK

माता का नाम / Name of Mother

ROOHI JAVEED

पति या पत्नी का नाम / Name of Spouse

पता / Address

HAMZA COLONY B ILLAHI BAGH


BUCHPORA, SRINAGAR

PIN: 190020, JAMMU AND KASHMIR, INDIA

पुराने पासपोर्ट का नं. और इसके जारी होने की तिथि एवं स्थान / Old Passport No. with Date and Place of Issue

फाइल नं. / File No.

SG1063132199418



S9429316

EduCADD
CERTIFIED
Technical Education
Centre

*The EduCADD Training
Centre network offers industry
specific courses
designed to meet your
learning needs with
professional instructors,
relevant content, authorized
courseware, and ongoing
evaluation by EduCADD*

Certificate of Completion

This Certificate accredits that
ATHAR JAVEED
has successfully completed the course in :
MASTERS IN INTERIOR DESIGN
at EduCADD Learning Solutions,
Srinagar, J & K
March-2024



ISO-9001:2015



Executive Vice President Training, EduCADD

Date of issue : **10-Apr-2024**

Certificate No. : **JKECN053/2024/249/41176**

EduCADD Certified Trainer, **SHAMIYA ALI**

Interior Design

Introduction to Interior Design History of Interior Design Introduction to freehand sketching Principles of Designing Space planning and decoration Introduction of materials Learning to design soft furniture Basics of lighting and plumbing Landscaping Vastu

Duration : 144 Hrs

Photoshop

Colour management
The toolbox, Tool options bar
File and edit menus
The image menu, The layer menu The select menu, The filter menu Transforming and retouching Layers, Using channels and spot colour Drawing, Painting
Rollovers and animations
Applying filters for special effects Designing web pages
Keyboard shortcuts
Saving and exporting images
Appendix

Duration-40 Hrs

LUMION

Introduction
Creating A Project
Creating A Residential Project
Creating Mountains and Adjusting Terrain Heights Adjusting Elevation Creating Lakes and Rivers
Assigning Exterior Materials to A Residence Adding People To A Residential Scene
Adding Trees And Buildings to the Site Creating Realistic Grass Adjusting The Sun and Clouds-Adding Depth Placing Interior Objects
Changing Interior Finishers
Creating Fire
Adding Fog and Rain Effects
Creating A Solar Study
Creating a Movie with A Logo Or text Advanced Features.

AutoCAD

Basics of computers & CAD
Basic Tools of AutoCAD
How to make 2D Drawings in AutoCAD How to edit and modify AutoCAD drawings How to dimension entities
How to increase productivity
How to create and access symbols
How to prepare and manage a layout
How to share data in a network
How to control display for effective use of the system Communication design on the web How to work with Sheet set manager
How to Import and Export drawings

Duration : 60 Hrs

Vray Essential

Getting Ready to Render with V-Ray Installing and setting V-Ray
Critical V-Ray Concepts
Image sampling explained
Key Lighting Tool
Lighting in V-Ray
Global Illumination
Understanding primary and secondary bounces
How irradiance mapping works
Using light cache
Introduction to V-Ray-specific materials Quality Control with Image Sampling How to use the Adaptive DMC sampler The Physical Workflow
The physical workflow explained Working with VRaySun and VRaySky Controlling the VRayPhysicalCamera V-Ray's Effects Tools
Generating caustic effects and vrayfur 3D rendering
Using Render Elements
Post-lighting a scene
Batch rendering
Revit to 3ds max to vray

Duration-20 Hrs

Primavera P6

Introduction to Primavera Creating EPS and OBS
Work Breakdown Structure Budgeting
Adding Activities
Relationship
Resource and Roles
Assigning Resource and Leveling Baseline
Scheduling
Thresholds, Issues, Risk
Report Setup
Creating Project Website Export and Import

Duration-60 Hrs

TRIMBLE SKETCHUP

Introduction to Trimble Sketch Up
Understanding Interface
Navigation, Walking, Camera Views
Shading faces and edges
Shadow & fog, Creating Scene
Selecting & Moving, Scaling & Rotation Drawing with Lines, Line for 3D, Rectangle, Arcs Push / Pull and offset, follow me tool Different types of art in sketch up
Tape measurement tool, dimension tool protector tool
Orbit, pan and zoom tools
Text, 3d text, softening round edge
Guides, Sections and walk
Entity info, sun and shadow
fog Layer in sketch up
Organizing with Grouping
Components
Create Components
Window, Outliner, Hide/Unhide
Material editing, material import from external source, material rotate, scale, move etc: Different types of styles available in sketch up Importing the 3d models from external source


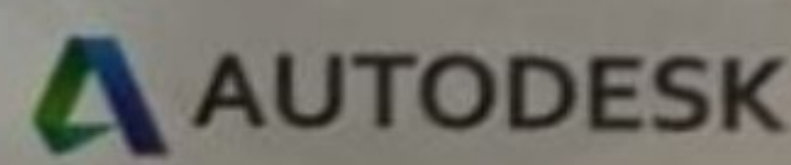
Duration-40 Hrs

3DS Max


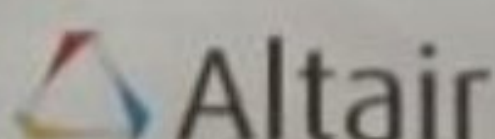
Introduction to Autodesk 3ds max
Getting started with unit set up and understand 3dsmax interface
Working using standard primitives
Working with extended primitives
Working with compound objects
Work with viewport
layout and 3ds configuration
Basic tools -Move, copy, scale
Snap align and mirror
Creating doors and windows
AEC extent, foliage, railing and wall
Particle system and forces
Modifier in 3ds max
Basic modelling techniques
Creating Material and modification Understanding UVW Coordinate and Mapping Basic understanding of animation Walk through Editable poly, Spline modelling
Lighting and camera
Exposure control, sunlight
X- reference in 3ds max
Import and export option
Advanced rendering

Duration-80 Hrs

EduCADD® and ECTEC logo are registered trade marks of EduCADD Inc., In India and / or other countries. All other Trade Names, Product Names, or trademarks belongs to respective holders



PTC university



WORKFORCE
DEVELOPMENT PROGRAM

